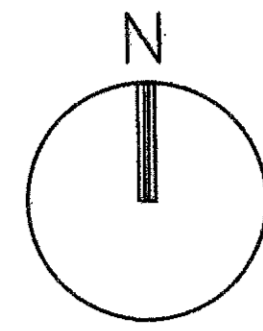
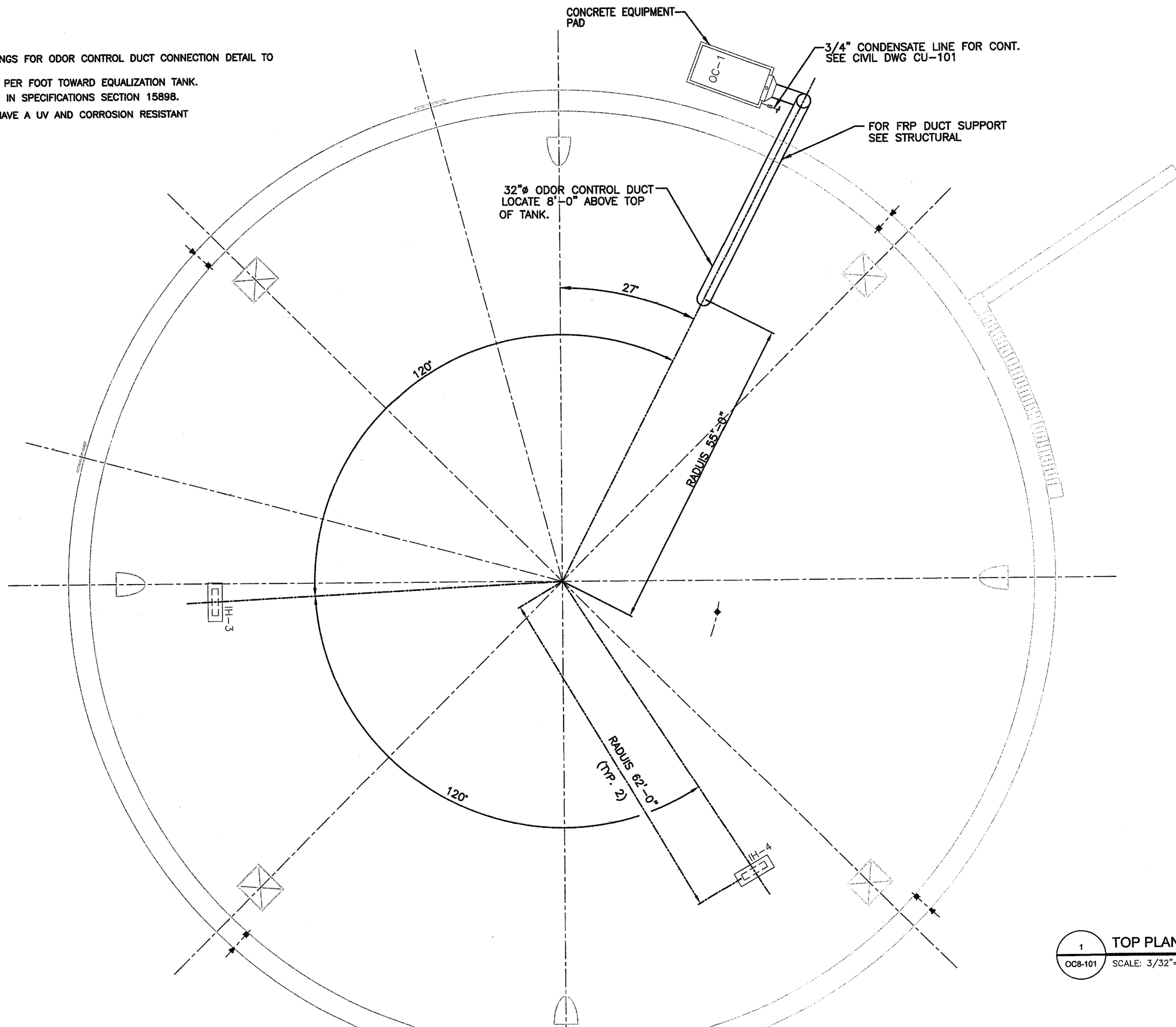


1 2 3 4 5 6 7 8

F  
E  
D  
C  
B  
A


**NOTES:**

1. SEE STRUCTURAL DRAWINGS FOR ODOR CONTROL DUCT CONNECTION DETAIL TO EQUALIZATION TANK.
2. SLOPE FRP DUCT 1/4" PER FOOT TOWARD EQUALIZATION TANK.
3. FRP DUCT IS SPECIFIED IN SPECIFICATIONS SECTION 15898.
4. ALL FRP DUCT SHALL HAVE A UV AND CORROSION RESISTANT LIGHT GRAY GELCOAT.



1 TOP PLAN  
OC8-101 SCALE: 3/32"=1'-0"

**Atas Group**



PEACHTREE CREEK SOUTH FORK  
RELIEF STORAGE AND PUMPING STATION



CITY OF ATLANTA  
DEPARTMENT of WATERSHED MANAGEMENT

REV	DATE	REVISION DESCRIPTION
0	10/28/12	100 PERCENT BID PACKAGE

THIS LINE IS ONE INCH LONG WHEN PLOTTED FULL SCALE  
THIS DRAWING MUST BE USED IN CONJUNCTION WITH THE APPLICABLE OR GOVERNING TECHNICAL SPECIFICATIONS AND OTHER CONTRACT DOCUMENTS.

PROJECT NO: FC-6260  
DATE: OCTOBER 2012  
RESP PROF: RP DESIGNER: LP CHECKER: JT

SHEET TITLE  
ODOR CONTROL  
08 - EQUALIZATION TANK  
PLAN

SHEET NO. OC8-101 REV. 0