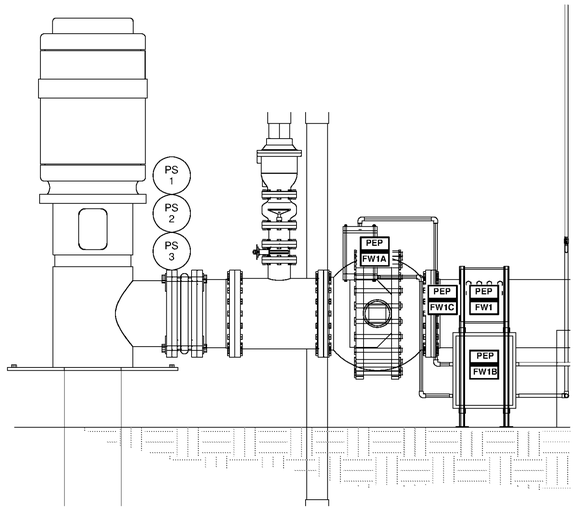

SECTION A E-4401
SCALE: N.T.S.

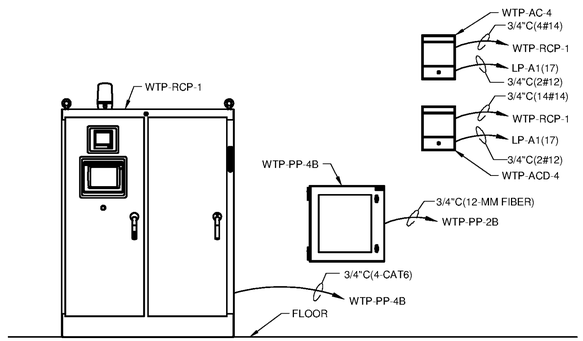

SECTION B E-4401
SCALE: 1/2"=1'-0"

NOTES:
1. FIELD VERIFY LOCATION OF EQUIPMENT.
2. SEE SHEET I-4601 FOR CONDUIT AND WIRE.

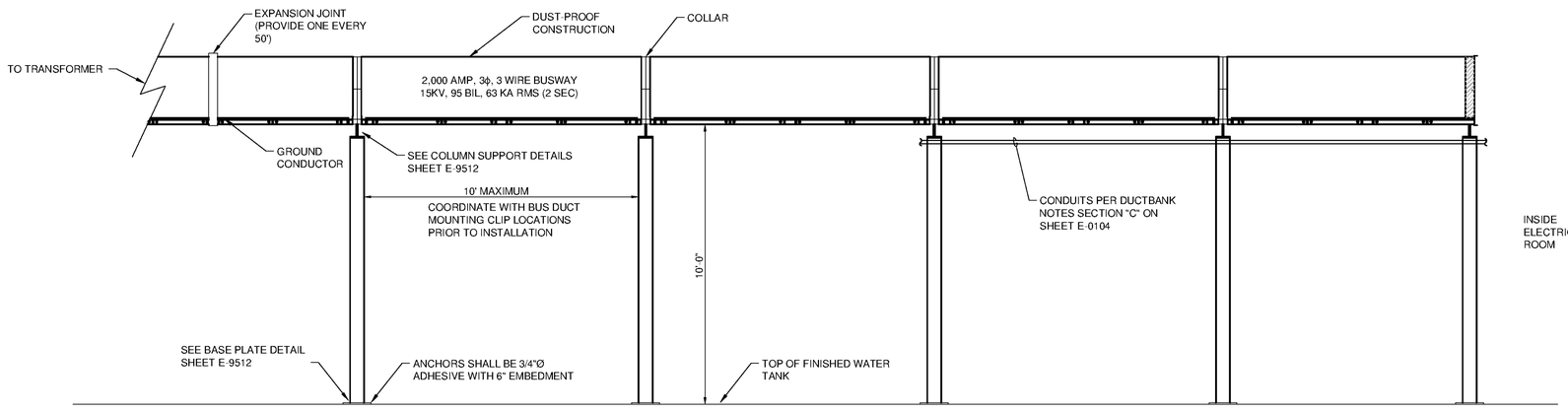

NOTE:
1. INSTALL COLUMN SUPPORTS EVERY 10' FROM TRANSFORMER TO BUILDING.
2. PROVIDE COLUMN SUPPORT WITHIN 24" OF EACH SIDE OF ALL OFFSETS AND 90'S.

SECTION C E-4401
SCALE: 1/2"=1'-0"

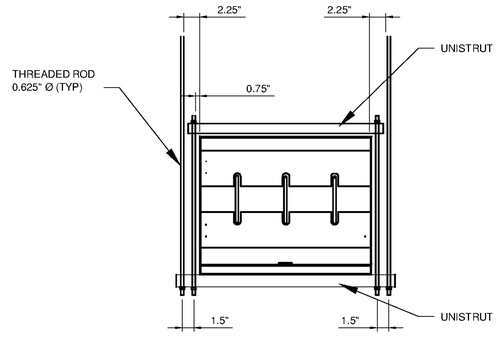

SECTION D E-4401
SCALE: NO SCALE

TETRA TECH
www.tetratech.com
101 QUALITY CIRCLE, SUITE 140
HUNTSVILLE, ALABAMA 35806
PHONE: (256) 424-4077 FAX: (256) 424-4097

BID SET

MARK	DATE	DESCRIPTION	BY

HUNTSVILLE UTILITIES
SOUTHEAST WATER TREATMENT PLANT
ELECTRICAL SECTIONS
FINISHED WATER

Project No.:	200-11740-10003
Designed By:	CSW
Drawn By:	TAC
Checked By:	DAB

E-4403

Copyright: Tetra Tech

Bar Measures 1 inch

10/17/2014 11:00:13 AM - P:\IER\11740\200-11740-10003\CAD\SHEETFILES\TREATMENT PLANT\WTP-E-4403 ELECTRICAL SECTIONS - FINISHED WATER.DWG - CALZARETTA, TIMOTHY