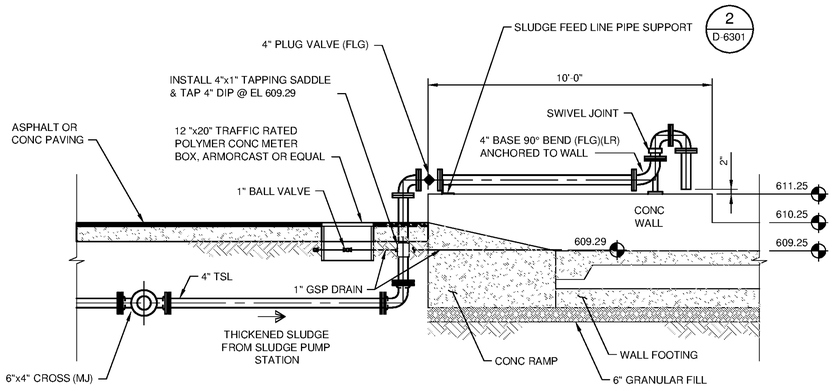

B
D-6102
SECTION
SCALE: 3/8"=1'-0"

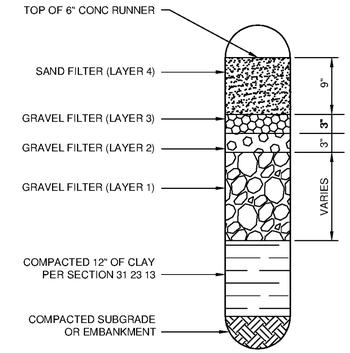

1
D-6301
DETAIL
SCALE: NTS

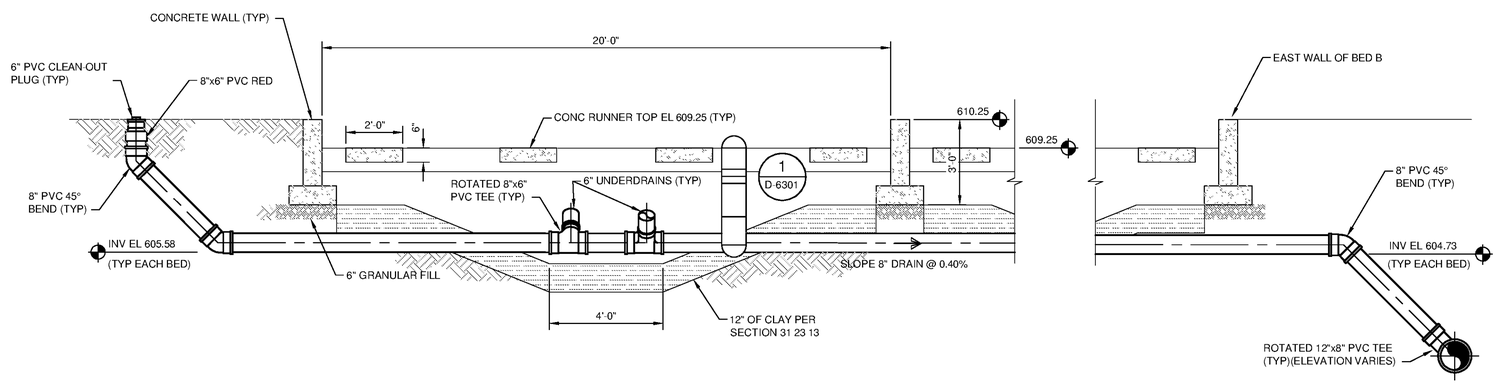

C
D-6102
SECTION
SCALE: 3/8"=1'-0"

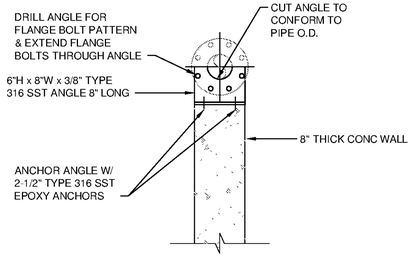

2
D-6301
DETAIL
SCALE: 1"=1'-0"

NOTES:

1. THE SECTIONS AND DETAILS SHOWN ON THIS SHEET ARE TYPICAL FOR ALL BEDS OR ROWS OF BEDS AS APPROPRIATE.
2. SAND FILTER - LAYER 4 SHALL BE A 9" LAYER OF SILICA SAND HAVING AN EFFECTIVE SIZE OF 0.30 TO 0.70mm AND UNIFORMITY COEFFICIENT OF NOT MORE THAN 3.5. GRAVEL FILTER - LAYER 3 SHALL BE A 3" LAYER OF 1/8" TO 1/4" RIVER GRAVEL, HOLITE SLAG OR BROOKSVILLE STONE. GRAVEL FILTER - LAYER 2 SHALL BE A 3" LAYER OF 1/4" TO 1/2" RIVER GRAVEL, HOLITE SLAG OR BROOKSVILLE STONE. GRAVEL FILTER - LAYER 1 SHALL BE A 9" TO 12" LAYER OF 1/2" TO 1-1/2" RIVER GRAVEL AT CENTER, DEPTH OF LAYER VARIES W/ SLOPE OF UNDERDRAIN.

TETRA TECH
www.tetratech.com
101 QUALITY CIRCLE, SUITE 140
HUNTSVILLE, ALABAMA 35806
PHONE: (256) 424-4077 FAX: (256) 424-4097

BID SET

MARK	DATE	DESCRIPTION	BY

HUNTSVILLE UTILITIES
SOUTHEAST WATER TREATMENT PLANT

SLUDGE DRYING BEDS
SECTIONS & DETAILS

Project No.:	200-11740-10003
Designed By:	SGN
Drawn By:	SGN
Checked By:	JPT

D-6301

Copyright: Tetra Tech

Bar Measures 1 inch

10/17/2014 3:49:09 PM - P:\IER\11740\200-11740-10003\CAD\SHEETFILES\TREATMENT PLANT\WTP-D-6301 SLUDGE DRYING BEDS SECTIONS AND DETAILS.DWG - EVANS, JON