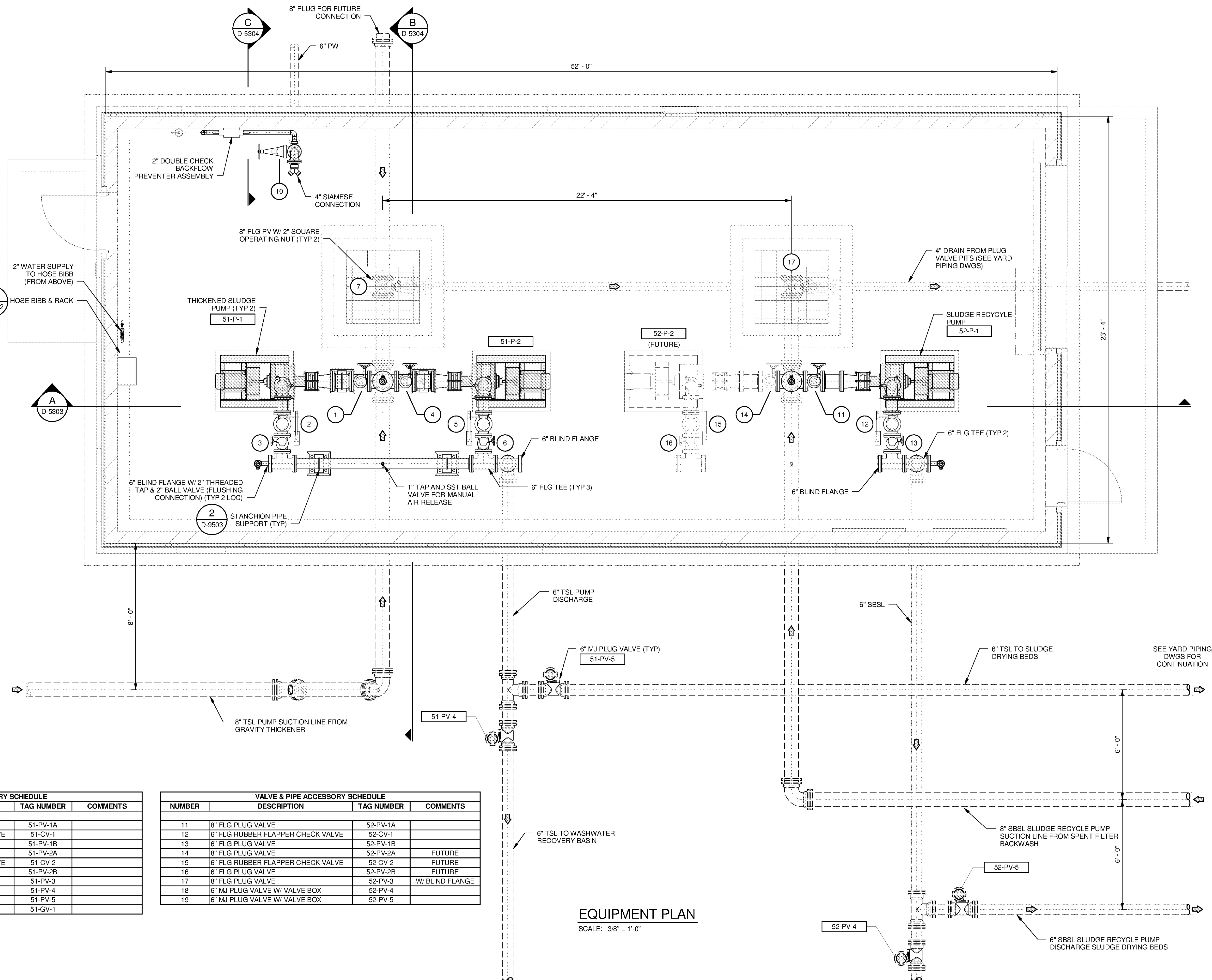
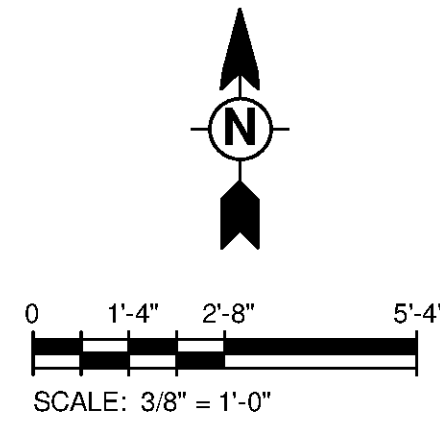



C:\Users\lon.evans\Desktop\Active Projects\Revit\WTP-11740-D-THCKPFS_lon.evans.rvt



VALVE & PIPE ACCESSORY SCHEDULE			
NUMBER	DESCRIPTION	TAG NUMBER	COMMENTS
1	8" FLG PLUG VALVE	51-PV-1A	
2	6" FLG RUBBER FLAPPER CHECK VALVE	51-CV-1	
3	6" FLG PLUG VALVE	51-PV-1B	
4	8" FLG PLUG VALVE	51-PV-2A	
5	6" FLG RUBBER FLAPPER CHECK VALVE	51-CV-2	
6	6" FLG PLUG VALVE	51-PV-2B	
7	8" FLG PLUG VALVE	51-PV-3	
8	6" MJ PLUG VALVE W/ VALVE BOX	51-PV-4	
9	6" MJ PLUG VALVE W/ VALVE BOX	51-PV-5	
10	4" FLG GATE VALVE	51-GV-1	

VALVE & PIPE ACCESSORY SCHEDULE			
NUMBER	DESCRIPTION	TAG NUMBER	COMMENTS
11	8" FLG PLUG VALVE	52-PV-1A	
12	6" FLG RUBBER FLAPPER CHECK VALVE	52-CV-1	
13	6" FLG PLUG VALVE	52-PV-1B	
14	8" FLG PLUG VALVE	52-PV-2A	FUTURE
15	6" FLG RUBBER FLAPPER CHECK VALVE	52-CV-2	FUTURE
16	6" FLG PLUG VALVE	52-PV-2B	FUTURE
17	8" FLG PLUG VALVE	52-PV-3	W/ BLIND FLANGE
18	6" MJ PLUG VALVE W/ VALVE BOX	52-PV-4	
19	6" MJ PLUG VALVE W/ VALVE BOX	52-PV-5	

EQUIPMENT PLAN
SCALE: 3/8" = 1'-0"



BID SET

MARK	DATE	DESCRIPTION	BY

HUNTSVILLE UTILITIES
SOUTHEAST WATER TREATMENT PLANT
**THICKENED SLUDGE PUMP
STATION EQUIPMENT PLAN**

Project No.: 200-11740-10003
Designed By: JPT
Drawn By: JTE
Checked By: JEC

D-5103

Bar Measures 1 Inch

Copyright: Tetra Tech