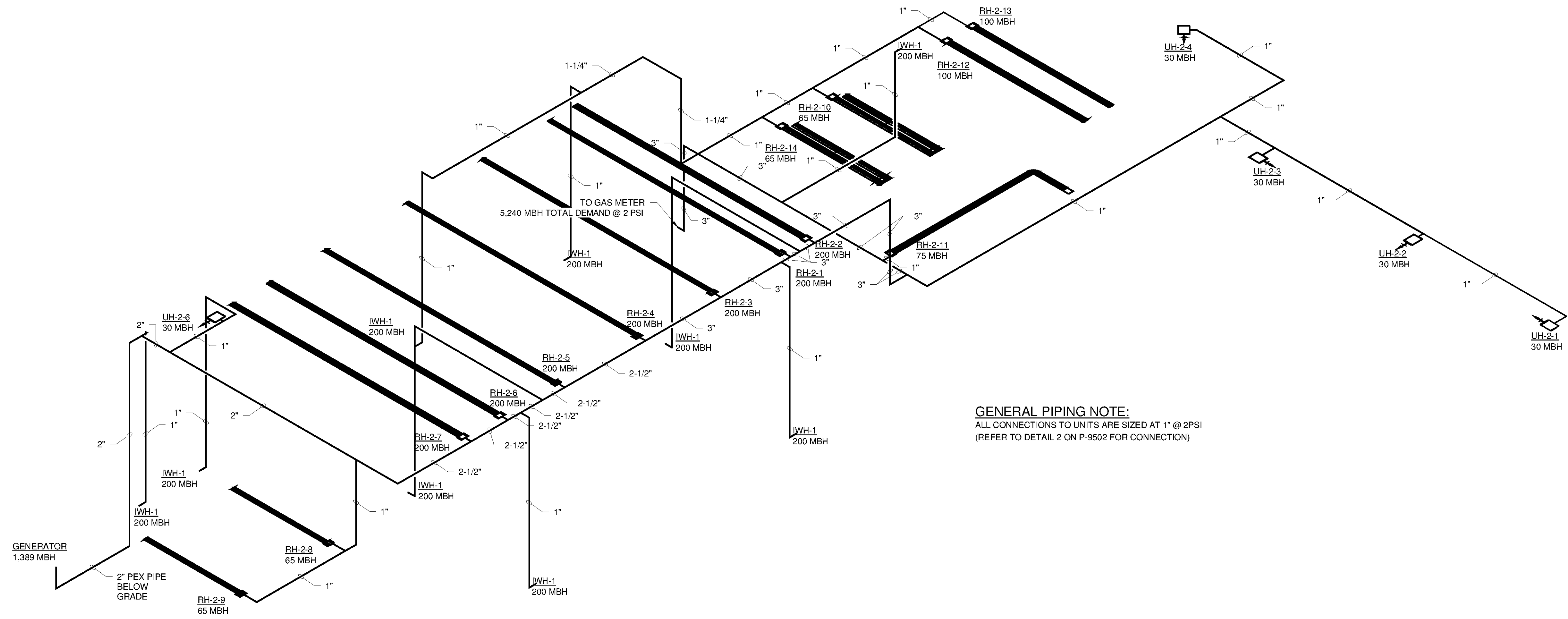
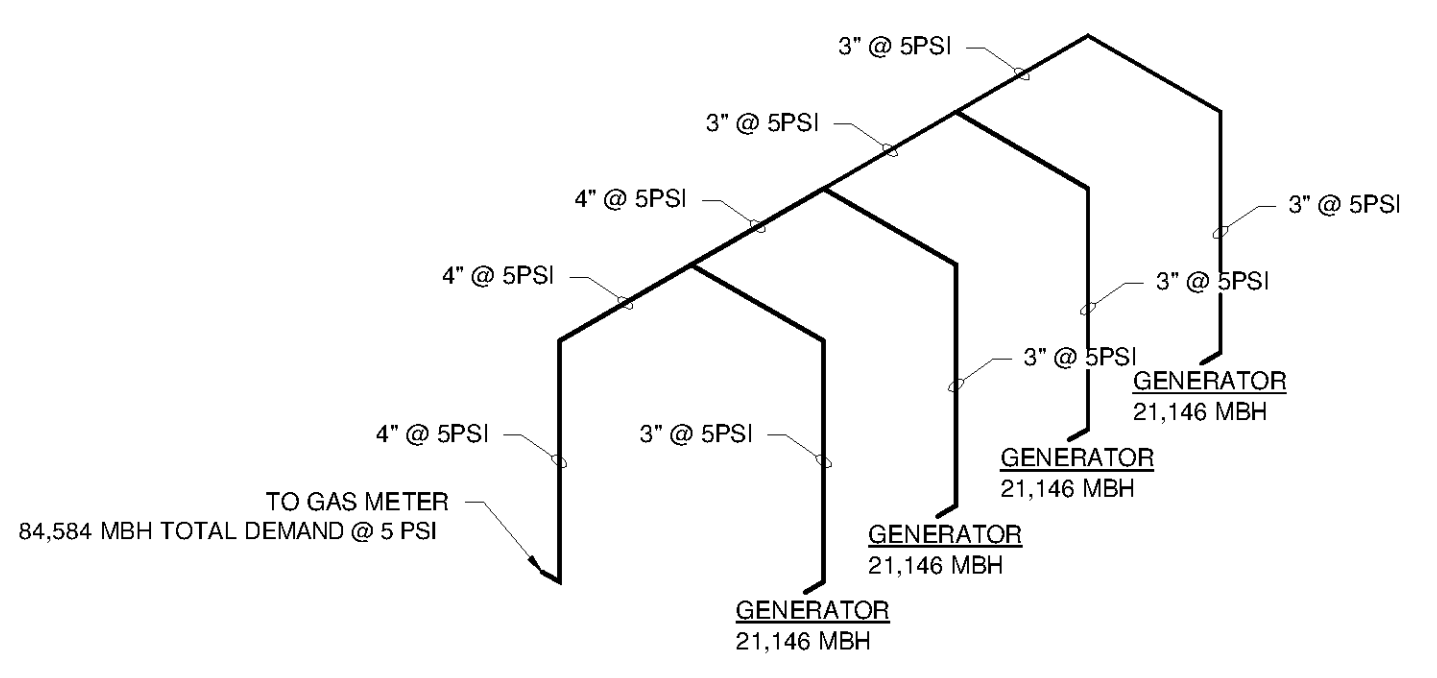


C:\Users\justin.marsh\Documents\WTP-11740-M-MAINPPR_justin.marsh.rvt



GENERAL PIPING NOTE:
 ALL CONNECTIONS TO UNITS ARE SIZED AT 1" @ 2PSI
 (REFER TO DETAIL 2 ON P-9502 FOR CONNECTION)

1 MAIN PROCESS BUILDING GAS PIPING RISER DIAGRAM
 SCALE: N.T.S.




2 GENERATOR BUILDING GAS PIPING RISER DIAGRAM
 SCALE: N.T.S.

TETRA TECH
 www.tetrattech.com
 101 QUALITY CIRCLE, SUITE 140
 HUNTSVILLE, ALABAMA 35896
 PHONE: (256) 424-4077 FAX: (256) 424-4097



BID SET



MARK	DATE	DESCRIPTION	BY

HUNTSVILLE UTILITIES
 SOUTHEAST WATER TREATMENT PLANT
GAS PIPING RISER DIAGRAMS

Project No.: 200-11740-10003
 Designed By: JWM
 Drawn By: JWM
 Checked By: DSB

P-9904

Copyright Tetra Tech
 Bar Measures 1 inch