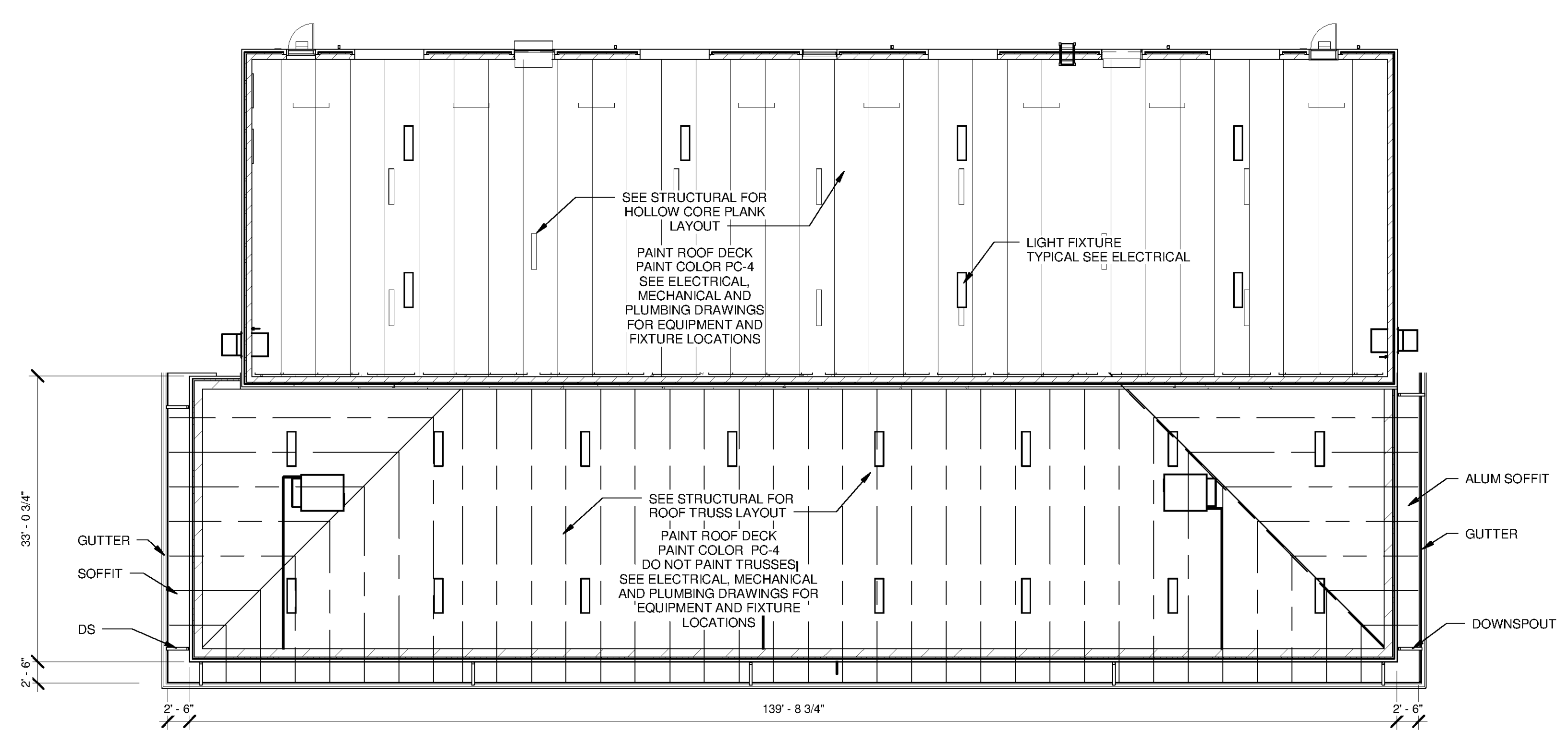
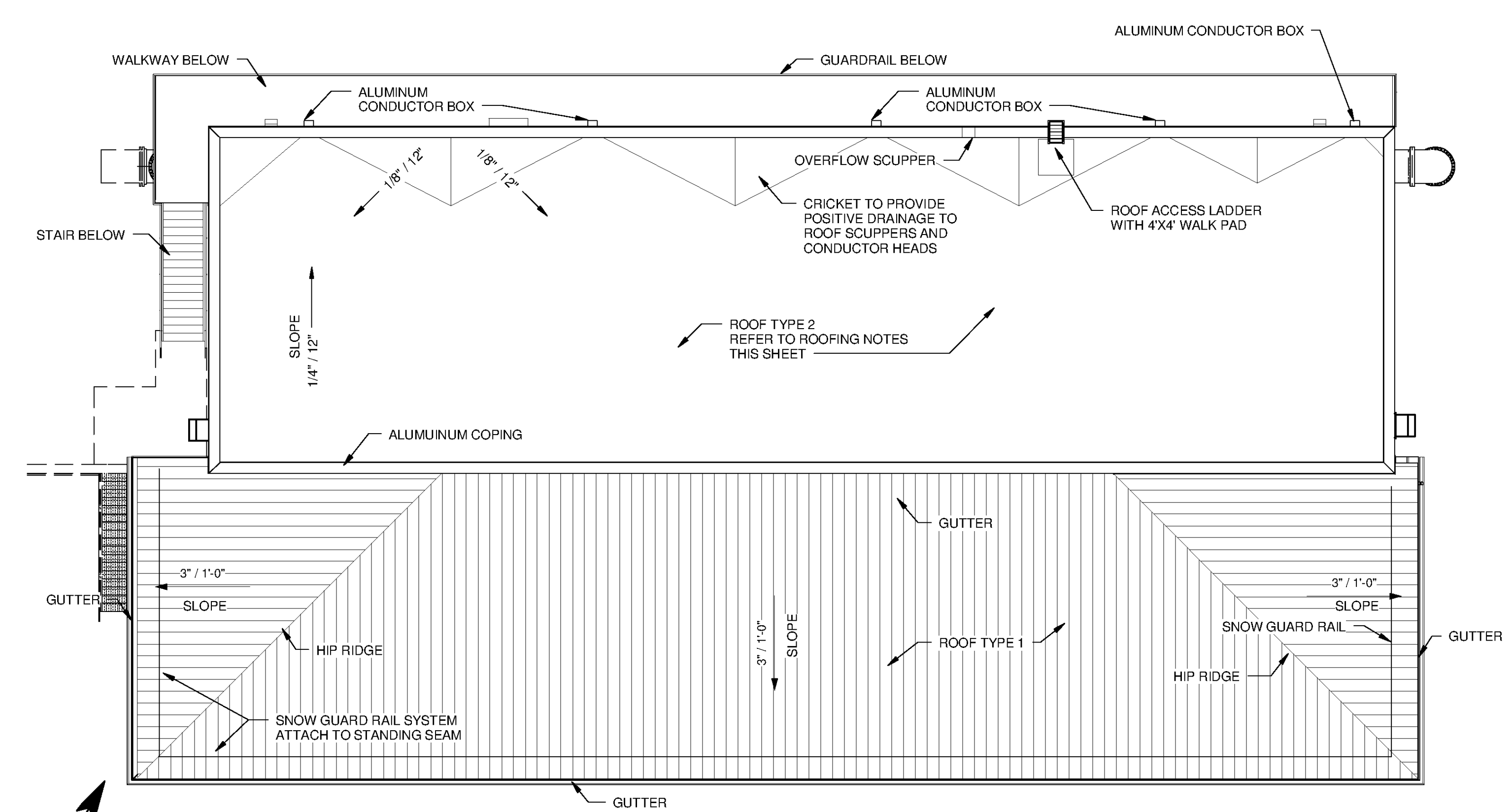



1 2 3 4 5 6 7


F
E
D
C
B
A



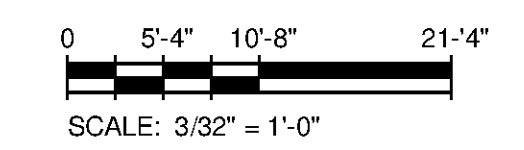
REFLECTED CEIL. PLAN - ELEV 608 & 628
SCALE: 3/32" = 1'-0"



ROOF PLAN
SCALE: 3/32" = 1'-0"



GENERAL NOTES - ROOFING	
1	ROOF TYPE 1: BASIS OF DESIGN - FIRESTONE UNA-CLAD 6 STANDING SEAM, .040" (1.02 mm) PREFINISHED ALUMINUM ON SELF ADHERING UNDERLAYMENT MEMBRANE (CLAD-GUARD SA) ON FIRESTONE ISO 95+ GL INSULATION ON STEEL DECK OR APPROVED EQUAL. PROVIDE SEAM MOUNTED SNOW GUARD RAIL.
2	VERIFY SIZE, LOCATION AND NUMBER OF ROOF PENETRATIONS INCLUDING VENTS, PIPES, CURBS, ROOF DRAINS, CONDUITS, ETC., PROVIDE NEW FLASHING AND SEAL PENETRATIONS WHETHER OR NOT INDICATED ON THE DRAWINGS.
3	COMPLETE WORK ABOVE ROOF, SUCH AS MASONRY, WELDING, MASONRY RESTORATION, ETC., PRIOR TO STARTING ROOFING WORK.
4	VERIFY AND MAINTAIN ROOF SLOPES AND DRAINAGE PATTERNS. TEST FOR AND CORRECT ANY PONDING CONDITIONS.
5	REPAIR AND REPLACE ROOFING SYSTEM OR STRUCTURE DAMAGED BY IMPROPER STORAGE, CONSTRUCTION ACTIVITIES, OR LACK OF ADEQUATE TEMPORARY PROTECTION. THIS ALSO INCLUDES INTERIOR DAMAGE TO FINISHES, EQUIPMENT, FURNISHINGS, ETC., RESULTING FROM LEAKS.
6	NEW BLOCKING SHALL BE FIRE RESISTANT TREATED WOOD.
7	ROOF TYPE 2: BASIS OF DESIGN - FIRESTONE EPDM FULLY ADHERED MEMBRANE ON 1/2" ISOGUARD COVER BOARD ON 3" MIN (R-20) ISO 95+ INSULATION OR APPROVED EQUAL.
8	ROOF TYPE 3: BASIS OF DESIGN - AMERICAN HYDROTECH SPLIT SLAB CONCRETE TOPPING SLAB ON HYDRODRAIN ON STYROFOAM RIGID INSULATION ON HYDROFLEX ON MONOLITHIC MEMBRANE 6125-FR ON SURFACE CONDITIONER ON STRUCTURAL CONCRETE SLAB OR APPROVED EQUAL.
9	SEE ROOFING DETAILS SHEET A-9504.
10	REFER TO MECHANICAL DRAWINGS TO COORDINATE ROOF CONDUCTOR LOCATIONS.
11	METAL GUTTERS SLOPE 1/16" PER FOOT
12	TAPERED RIGID INSULATION CRICKETS SLOPE 1/8" PER FOOT MINIMUM
13	PROVIDE SPLASH BLOCK AND 45 DEGREE TRANSITION AT ALL DOWNSPOUTS UNO.
14	PROVIDE ROOF SYSTEM (MEMBRANE, FLASHING COPINGS, CURBS, SSMR, ETC.) CAPABLE OF MEETING DESIGN REQUIREMENTS FOR PROJECT LOCATION (HUNTSVILLE, ALABAMA)



TETRA TECH
www.tetra-tech.com
101 QUALITY CIRCLE, SUITE 140
HUNTSVILLE, ALABAMA 35806
PHONE: (256) 424-4077 FAX: (256) 424-4087

BID SET
J. QUINCY BRACK JR.
6512
10/21/14

MARK	DATE	DESCRIPTION	BY

HUNTSVILLE UTILITIES
SOUTHEAST WATER TREATMENT PLANT
GAC/BAC FILTRATION
BUILDING ROOF PLAN

Project No.: 200-11740-10003
Designed By: Q.BIAGI
Drawn By: Q.BIAGI
Checked By: D.GALANTE

A-3103

Bar Measures 1 Inch

10/1/2014 4:18:29 PM C:\Users\brent.fox\Documents\WTP-11740-S-GACBAC_brent.fox.rvt

Copyright Tetra Tech