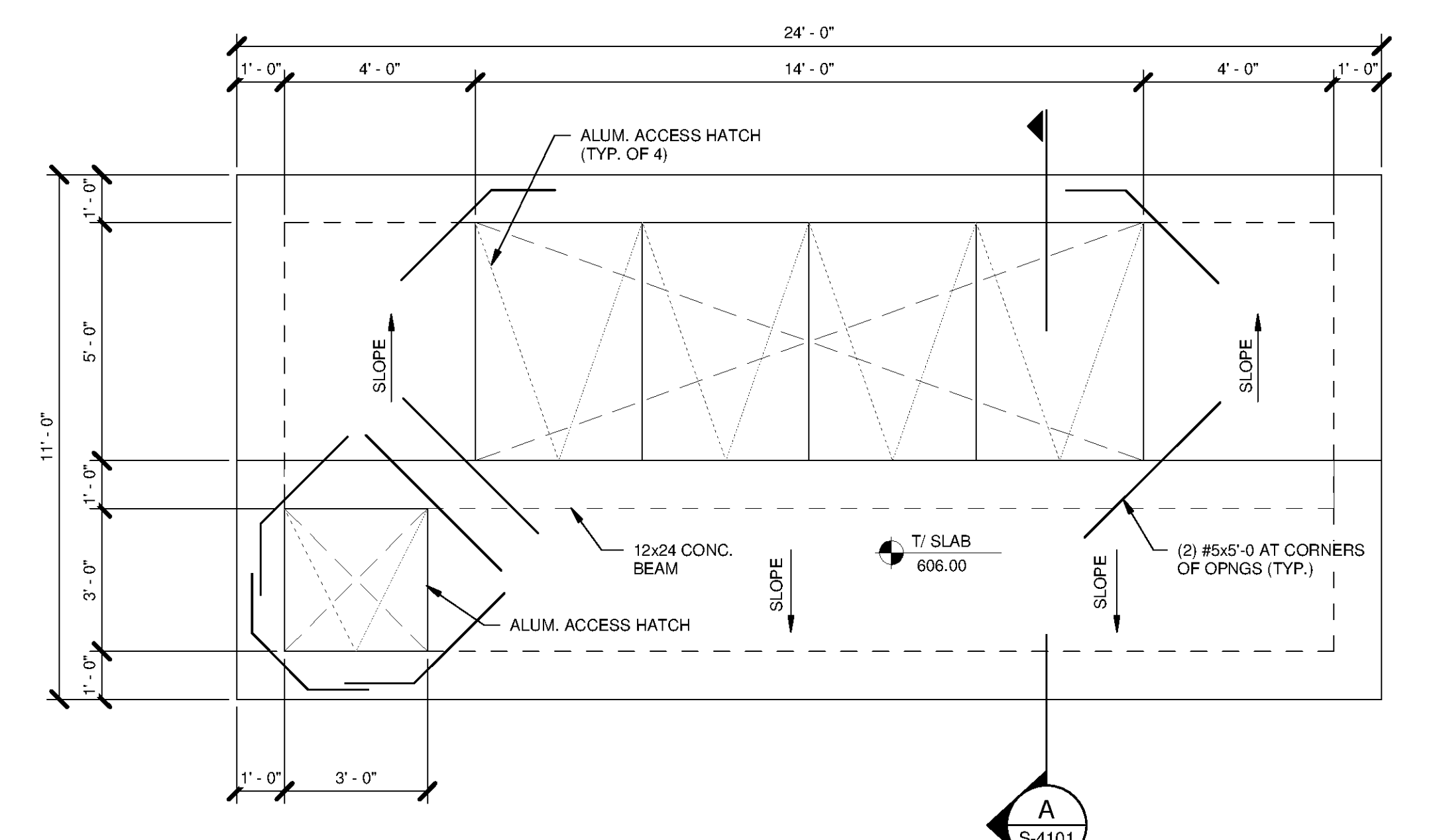


FOUNDATION PLAN
SCALE: 3/8" = 1'-0"

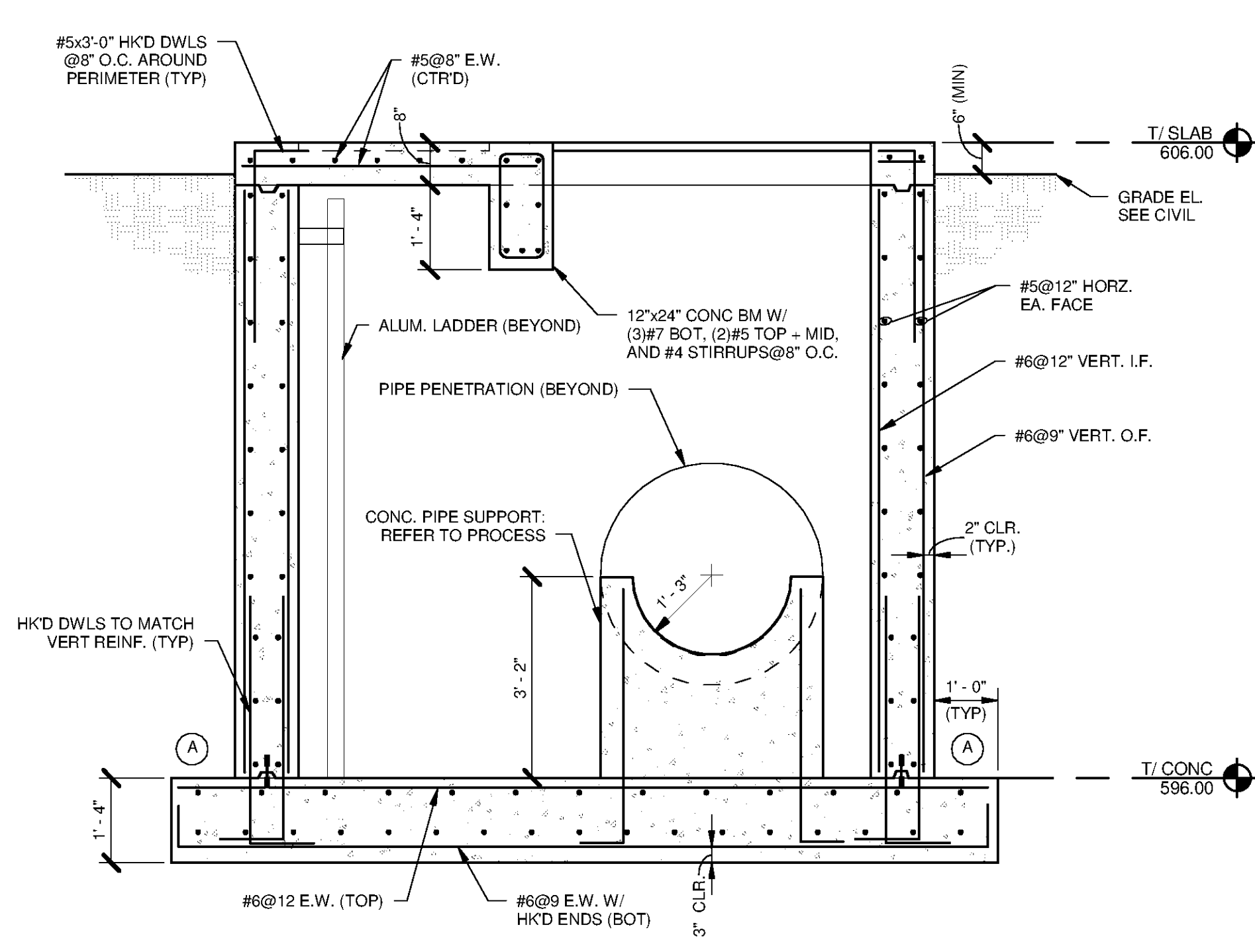
- PLAN NOTES:**
- REFER TO G-0003 FOR OVERALL SITE KEY PLAN AND PROCESS AREA LOCATIONS
 - REFER TO S-0001 THRU S-0003 FOR GENERAL NOTES
 - COORDINATE ALL PIPE PENETRATION AND SUPPORT LOCATIONS WITH PROCESS PRIOR TO CONSTRUCTION
 - WALLS MAY BE BACK-FILLED PRIOR TO CONSTRUCTION OF TOP SLAB. REFER TO SPEC. 31 23 23 FOR BACKFILL REQUIREMENTS
 - ALUM. ACCESS HATCHES SHALL BE WATERTIGHT W/ A 200PSF LL RATING
 - DESIGN HIGH GROUND WATER ELEV. = 606.50
 - TOP SLAB DESIGN LIVE LOAD = 200 PSF
 - (A) INDICATES WATERTIGHT CONSTRUCTION JT. TYPE RE: TYP. DTL'S

TETRA TECH
www.tetra-tech.com
101 QUALITY CIRCLE, SUITE 140
HUNTSVILLE, ALABAMA 35806
PHONE: (256) 424-4077 FAX: (256) 424-4087

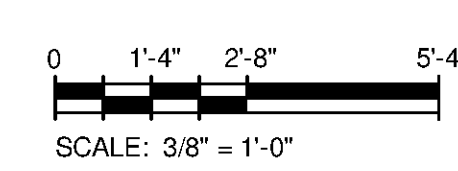
BID SET



TOP SLAB PLAN
SCALE: 3/8" = 1'-0"



SECTION
S-4101 SCALE: 1/2" = 1'-0"



BY	DESCRIPTION	MARK	DATE

HUNTSVILLE UTILITIES
SOUTHEAST WATER TREATMENT PLANT
**PRE-CLEARWELL
STATIC MIXER**

Project No.: 200-11740-10003
Designed By: JLB
Drawn By: BRF
Checked By: CDC

S-4101

Copyright: Tetra Tech
Bar Measures 1 Inch

9/30/2014 4:04:44 PM C:\Users\brent.fox\Documents\WTF-11740-S-STAMIX_brent.fox.rvt