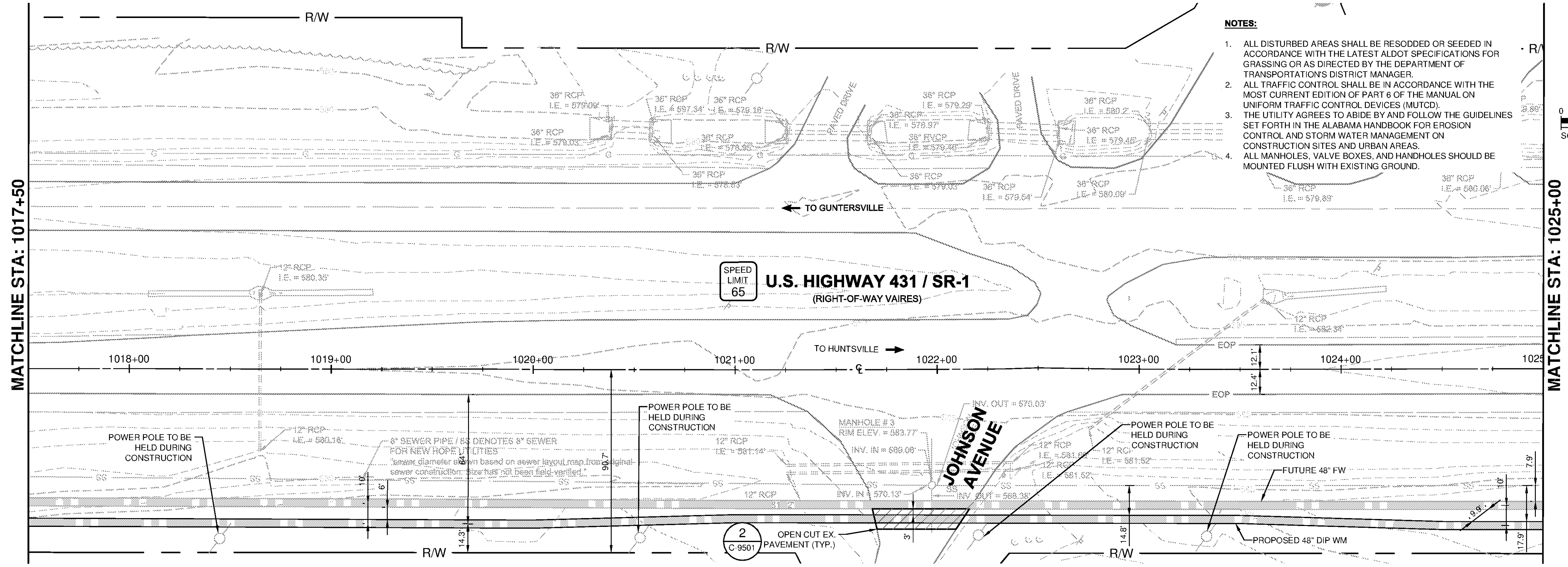
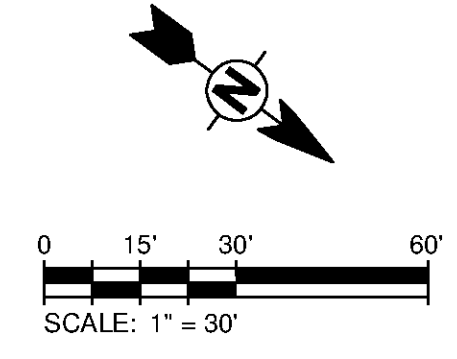


10/9/2014 5:50:55 PM - P:\I\1740\200-11740-10003\CAD\SHEETFILES\TREATMENT PLANT\FWC-2041 TO C-2044.DWG - DAVALOS, PAULA

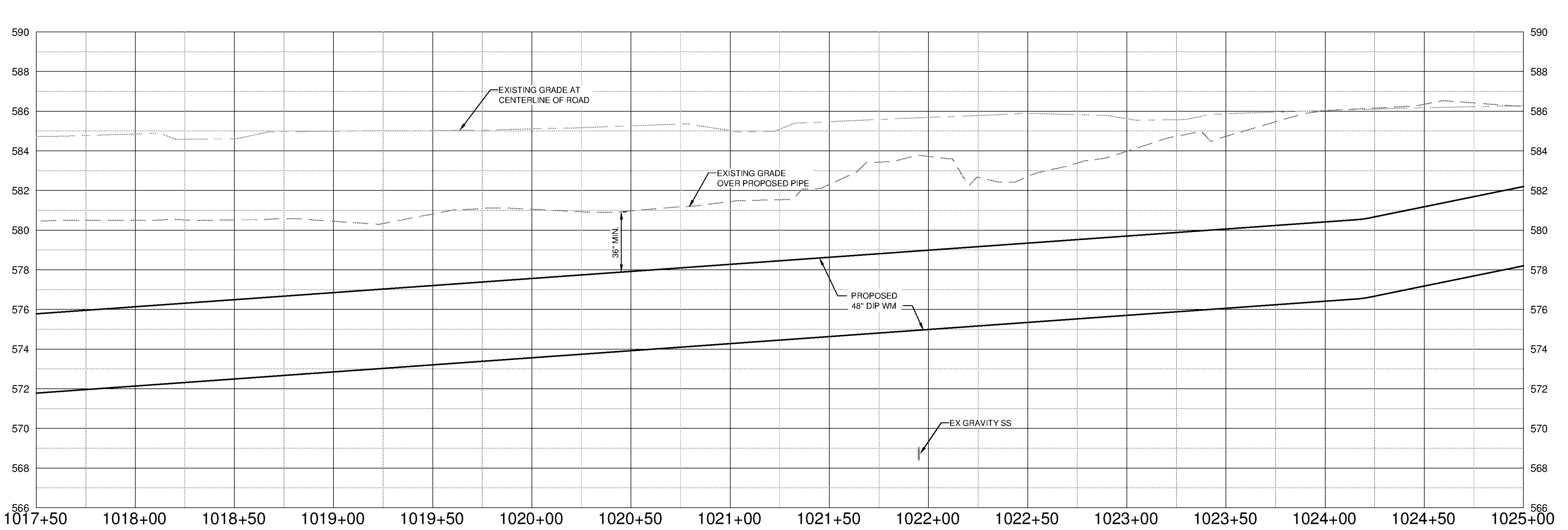


- NOTES:**
- ALL DISTURBED AREAS SHALL BE RESODDED OR SEEDING IN ACCORDANCE WITH THE LATEST ALDOT SPECIFICATIONS FOR GRASSING OR AS DIRECTED BY THE DEPARTMENT OF TRANSPORTATION'S DISTRICT MANAGER.
 - ALL TRAFFIC CONTROL SHALL BE IN ACCORDANCE WITH THE MOST CURRENT EDITION OF PART 6 OF THE MANUAL ON UNIFORM TRAFFIC CONTROL DEVICES (MUTCD).
 - THE UTILITY AGREES TO ABIDE BY AND FOLLOW THE GUIDELINES SET FORTH IN THE ALABAMA HANDBOOK FOR EROSION CONTROL AND STORM WATER MANAGEMENT ON CONSTRUCTION SITES AND URBAN AREAS.
 - ALL MANHOLES, VALVE BOXES, AND HANDHOLES SHOULD BE MOUNTED FLUSH WITH EXISTING GROUND.



TETRA TECH
 www.tetra-tech.com
 101 QUALITY CIRCLE, SUITE 140
 HUNTSVILLE, ALABAMA 35806
 PHONE: (256) 424-4077 FAX: (256) 424-4097

BID SET



SCALE
 HORIZ. 1" = 30'
 VERT. 1" = 3'

BY	MARK	DATE	DESCRIPTION

HUNTSVILLE UTILITIES
 SOUTHEAST WATER TREATMENT PLANT

**FINISHED WATER MAIN
 PLAN AND PROFILE
 STA 1017+50 TO 1025+00**

Project No.: 200-11740-10003
 Designed By: DNL
 Drawn By: WDW
 Checked By: JPT

C-2042
 Copyright: Tetra Tech
 Bar Measures 1 inch